








**Baseline Map
of Industrial Values
Greater Boston - January 2005**
(value per S.F. for standard quality 1975 building of
20,000 S.F. on a 67,000 S.F. site)

	\$95 and up		\$55 to \$65
	\$85 to \$95		\$40 to \$55
	\$75 to \$85		\$40 and under
	\$65 to \$75		

Eric Reenstierna Associates
Cambridge, Massachusetts